



CARGO TRAILERS



DEMAND THE PACE AMERICAN DIFFERENCE

paceamerican.com

OUR CARGO TRAILERS GET THE JOB DONE

For over 25 years, the name Pace American has been synonymous with quality. As the largest manufacturer of enclosed cargo trailers in the nation, Pace has a trailer for just about every hauling need. Whether you need a trailer for business or recreation, easy-to-use, safe and dependable trailering is what you get when you choose Pace American.

We understand that when you're hauling valuable cargo or trying to run a business, the last thing you should have to think about is your trailer. That's why we build our trailers with high-quality components and go the extra mile to ensure each trailer is safe to haul your precious cargo.

From our economy trailers to our premium, commercial-grade models, Pace trailers are just built better. Tube main rails and roof bows offer increased strength and longevity. LED lighting provides increased visibility, and all of our trailers come standard with a stoneguard for added protection. Radial tires on most models ensure a smooth ride, and a one-piece aluminum roof offers increased protection from the elements. These are just some of the many standard features that set our trailers apart.

Our trailers are designed to be hassle-free; but for additional peace of mind, almost all of our trailers come standard with a 3-year or 5-year limited warranty. Along with a high resale value, our nationwide dealer network and outstanding customer service are even more reasons you'll take pride in owning a Pace.



CHOOSE THE RIGHT TRAILER FOR THE JOB

No matter if your job is big or small, we have a trailer that can haul it all. Our **economy trailers** are perfect for light-duty hauling. Some manufacturers may skimp on their economy lines, but our Outback models are built with tube frame, LED tail lights and a thick 3/4" high performance floor. Our **mid-line trailers** are perfect for every-day hauling and are loaded with features for exceptional value. If you own a business, you may want to choose one of our **commercial-grade, premium models**. These heavy-duty trailers are packed with the most high-end features and come standard with a limited 5-year warranty.

ECONOMY CARGO TRAILERS



SPECIFICATIONS	METRO	OUTBACK	OUTBACK 8.5'	OUTBACK DLX	OUTBACK 8.5' DLX
Frame	Tube	Tube	Tube	Tube	Tube
Crossmembers	24" OC	24" OC	24" OC (16" OC on TE3)	24" OC	24" OC (16" OC on TE3)
Side Posts	24" OC	24" OC	24" OC	24" OC	24" OC
Roof Bows	24" OC	24" OC	16" OC	24" OC	16" OC
Axles	Spring	Spring	Spring	Spring	Spring
Tires	14" Bias	15" Radial	15" Radial	15" Radial	15" Radial
Floor	3/4" High Performance	3/4" High Performance	3/4" High Performance	3/4" High Performance	3/4" High Performance
Sidewalls	Wall Liner	Wall Liner	Wall Liner	Wall Liner	Wall Liner
Rear Door	Single	Double (Single on 5' Wides)	Double/Ramp	Db'l/Ramp (Single/Ramp on 5')	Double/Ramp
Side Door	24" (N/A on 5' Wides)	32" (Optional on 5' Wides)	36"	32" (Optional on 5' Wides)	36"
Clearance Lights	Incandescent	Incandescent	Incandescent	LED	LED
Tail Lights	LED	LED	LED	LED	LED
Roof	One Piece Aluminum	One Piece Aluminum	One Piece Aluminum	One Piece Aluminum	One Piece Aluminum
Stone Guard	12"	12"	24"	16"	24"
Vent	N/A	N/A	2 Sidewall Vents	2 Sidewall Vents	2 Sidewall Vents
Dome Lights	N/A	N/A	2	1 LED	2 LED
Warranty	1 Year Limited	3 Year Limited	3 Year Limited	3 Year Limited	3 Year Limited


Specifications vary by plant and may change without notice.

MID-LINE CARGO TRAILERS



SPECIFICATIONS	JOURNEY	JOURNEY 8.5'	JOURNEY SE	JOURNEY 8.5' SE	ELITE (ALUMINUM CARGO)
Frame	Tube	Tube	Tube	Tube	Tube
Crossmembers	24" OC	16" OC	16" OC	16" OC	24" OC
Side Posts	16" OC	16" OC	16" OC	16" OC	16" OC
Roof Bows	24" OC	16" OC	24" OC	16" OC	24" OC
Axles	Spring	Spring	Spring	Spring	Spring
Tires	15" Radial	15" Radial	15" Radial	15" Radial	15" Radial
Floor	3/4" High Performance	3/4" High Performance	3/4" High Performance	3/4" High Performance	3/4" High Performance
Sidewalls	High Performance	High Performance	High Performance	High Performance	High Performance
Rear Door	Dbl/Ramp (Single/Ramp on 5')	Double/Ramp	Dbl/Ramp (Single/Ramp on 5')	Double/Ramp	Double (Single on 5' Wides)
Side Door	32" (Optional on 5' Wides)	36"	32" (Optional on 5' Wides)	36"	32" (Optional on 5' Wides)
Clearance Lights	LED	LED	LED	LED	LED
Tail Lights	LED	LED	LED	LED	LED
Roof	One Piece Aluminum	One Piece Aluminum	One Piece Aluminum	One Piece Aluminum	One Piece Aluminum
Stone Guard	24"	24"	24"	24"	24"
Vent	2 Sidewall Vents	2 Sidewall Vents	2 Sidewall Vents	2 Sidewall Vents	2 Sidewall Vents
Dome Lights	1 LED	2 LED	1 LED	2 LED	1 LED
Warranty	3 Year Limited	3 Year Limited	3 Year Limited	3 Year Limited	3 Year Limited

Specifications vary by plant and may change without notice.



SPECIFICATIONS	CARGO SPORT	CARGO SPORT 8.5'	CARGO SPORT GOOSENECK	PXT
Frame	Tube	Tube	Tube	Tube
Crossmembers	16" OC	16" OC	16" OC	16" OC
Side Posts	16" OC	16" OC	16" OC	16" OC
Roof Bows	24" OC	16" OC	16" OC	16" OC
Axles	Spring	Spring	Spring	Torsion
Tires	15" Radial	15" Radial	15" Radial	15" Radial
Floor	3/4" High Performance	3/4" High Performance	3/4" High Performance	3/4" High Performance
Sidewalls	High Performance	High Performance or White Vinyl	High Performance or White Vinyl	High Performance
Rear Door	Double/Ramp (Single/Ramp on 5')	Double/Ramp	Double/Ramp	Double
Side Door	32" (Optional on 5' Wides)	36"	36"	32"
Clearance Lights	LED	LED	LED	LED
Tail Lights	LED	LED	LED	LED
Roof	One Piece Aluminum	One Piece Aluminum	One Piece Aluminum	One Piece Aluminum
Stone Guard	24"	24"	.045 ATP	24"
Vent	2 Sidewall Vents	2 Sidewall Vents	2 Sidewall Vents	1 Roof Vent
Dome Lights	2 LED	2 LED	2 LED	2 LED
Warranty	5 Year Limited	5 Year Limited	5 Year Limited	5 Year Limited

Specifications vary by plant and may change without notice.

THE PACE AMERICAN DIFFERENCE




Standard on Premium Models

1. TUBE MAIN RAILS

Lighter than I-Beam competitors while providing more torsional rigidity. This design means our trailers will haul more and last longer. This manufacturing style is more costly than I-Beam, but your cargo is worth it.


2. FULL HEIGHT Z-CROSSMEMBERS**

Standard on all steel frames, Z-shapes maximize strength without adding weight. This provides you with a true unibody frame.



3. FULLY WELDED WHEELBOXES*

Protect your valuables from the elements by tying the wheelbox to the dust-proof wall. This prevents dust and debris from blanketing your cargo.



4. REINFORCED PLATE**

7ga steel bentline reinforces the tongue assembly to the main rail. This distributes the forces over a wider area and picks up the full strength of tube tongue members.



5. DUST WALL DESIGN

Featured on 8.5' models, it prevents dust and water kicked up by turbulent wind from entering the trailer and inner wall cavity. Additionally, this wall strengthens your trailer by becoming a structural component. All other models are sealed by the wall sitting on the frame rail.



6. TUBE ROOF BOWS

Standard on all frames, tube bows provide superior strength over hat channel bows. The crown in each bow helps shed water versus a flat roof. Crowned tube bows transfer vertical loads to the sidewall, making your trailer stronger.

7. ELECTRIC BRAKES

Brake connections are made with gel-coat fittings because we don't cut corners when it comes to your safety. All tandem and triple axle trailers come with two or three brake axles, unlike some of our competitors who cut costs.



8. TIE DOWNS

All of our recessed floor mounted D-rings are thru bolted to a frame welded solid backer (steel or aluminum). This keeps your cargo secure.



9. HEAVY DUTY HINGES**

All ramp doors are standard with heavy duty hinges, grease zerks and a solid 3/4" steel rod for added strength.



*If equipped **Steel frame only

CUSTOM



**YOU DREAM IT,
WE BUILD IT.**

Whatever your trailering need, if you can dream it up, we've either done it or can most likely build it for you. With a highly specialized, in-house engineering department, only Pace American offers so many great optional features to customize your trailer to your exact specifications.

From concession and vending trailers, to specialty equipment and jobsite trailers, we have you covered. We even offer a camper package for an occasional escape into mother nature.

Contact a Pace American dealer today to design your perfect custom trailer!





Pace American is a family-focused company; building industry-leading products while making safety, innovation and customer service our highest priorities.

Your authorized Pace American Dealer:



For more information visit

paceamerican.com



Copyright © 2020 Pace American

Information printed in this brochure is based upon the latest product data available at the time of printing. Pace American reserves the right to make changes at any time pursuant to colors, materials, models, specifications, options or pricing without notice or obligation. All specifications are approximate and dimensions are nominal. Text may refer to optional equipment which may not be included as standard items on your model of choice. Photography and illustrations may also show optional items available at an additional cost. Consult your authorized Pace American dealer for complete details.